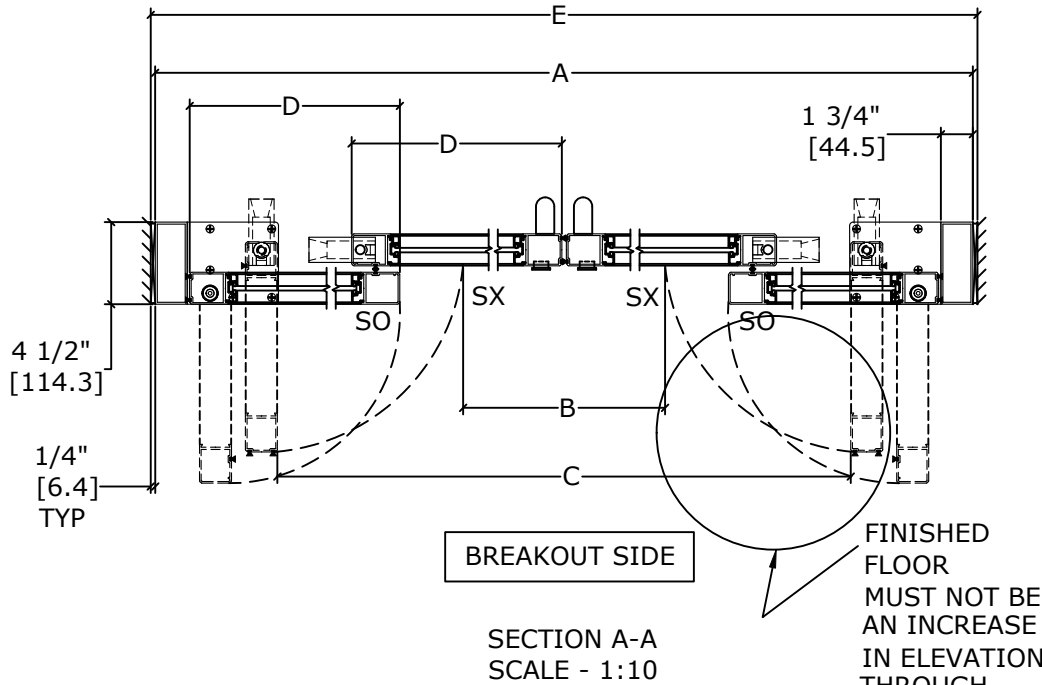
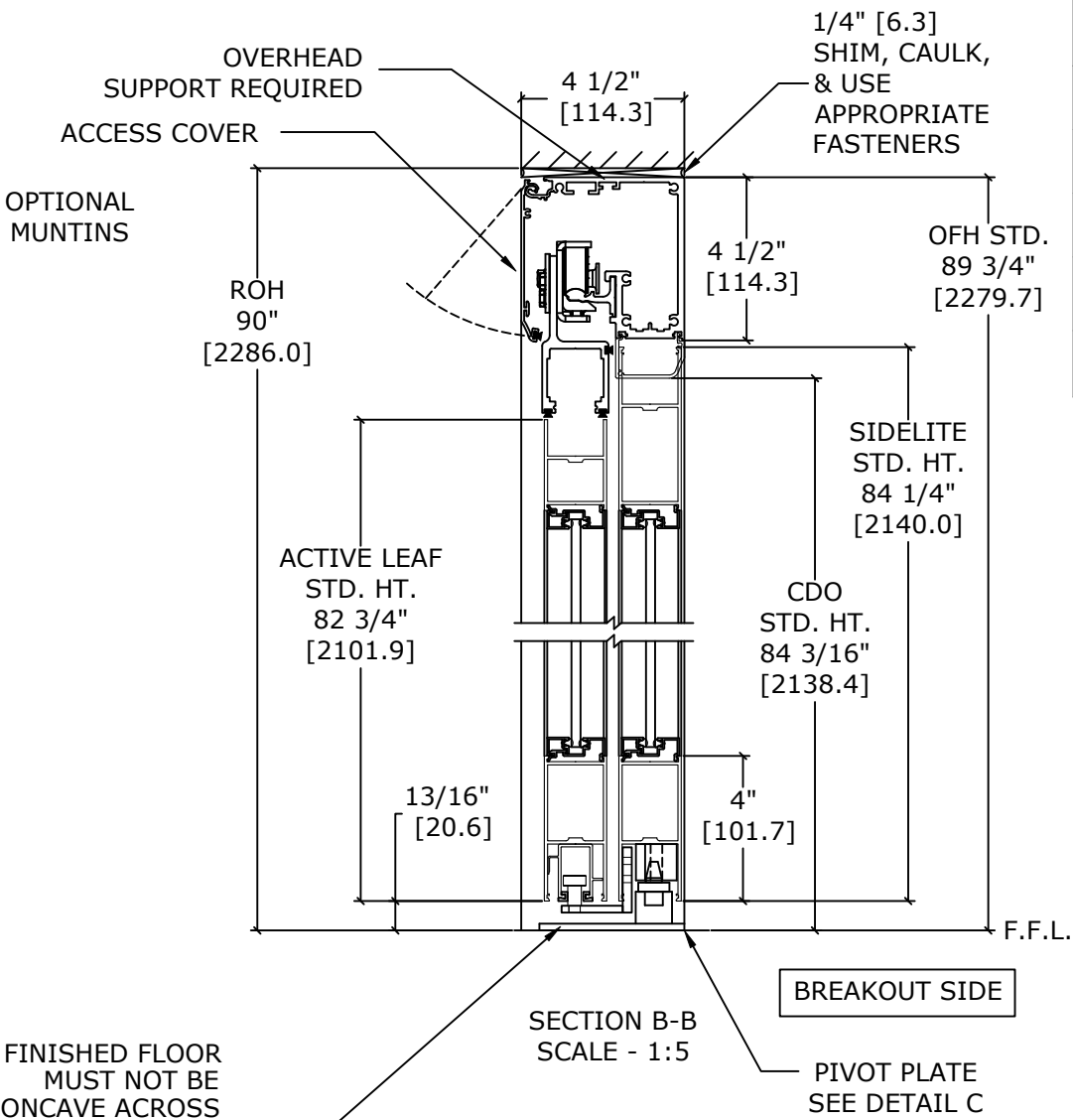
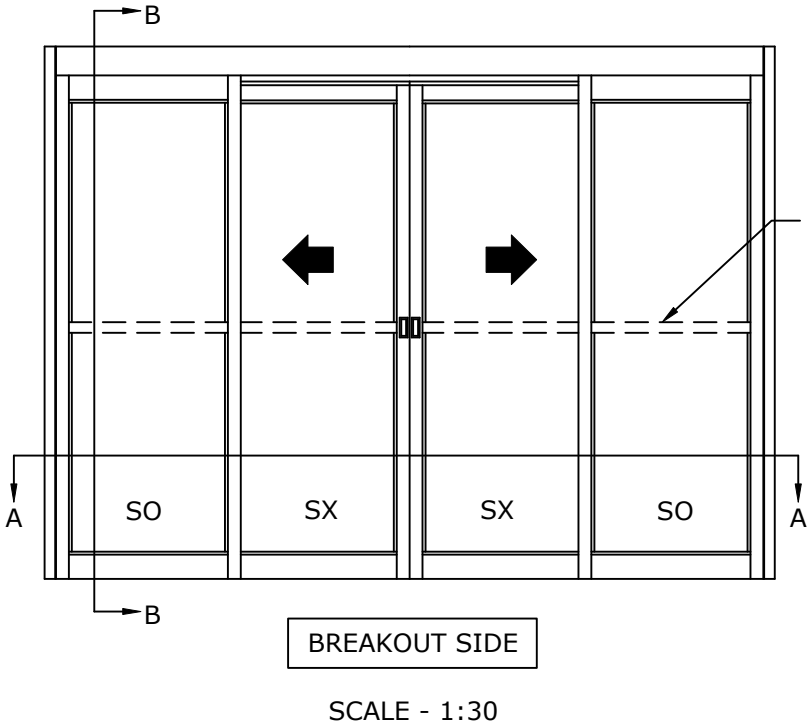


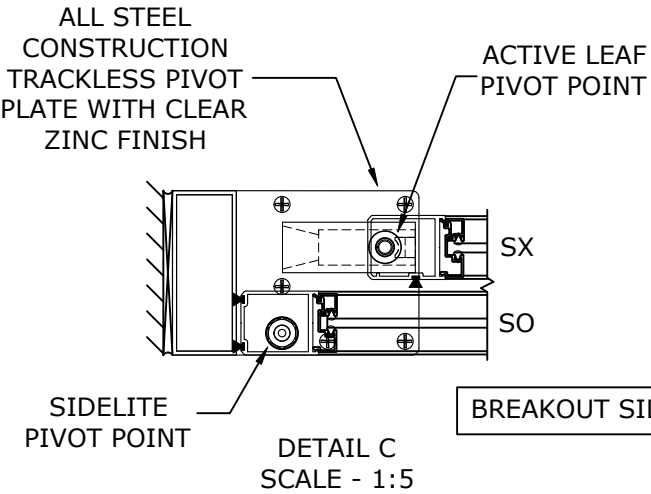
MODEL NO.	OVERALL FRAME WIDTH (A)	CLEAR DOOR OPENING WIDTH (B)	BREAKOUT OPENING (C)	ACTIVE & SIDELITE LEAF WIDTH (D)	ROUGH OPENING WIDTH (E)
VMS4FBO-10	120" [3048]	48 7/8" [1241.4]	102" [2590.8]	30 5/16" [769.9]	120 1/2" [3060.7]
VMS4FBO-12	144" [3657.6]	60 7/8" [1546.2]	126" [3200.4]	36 5/16" [922.3]	144 1/2" [3670.3]
VMS4FBO-14	168" [4267.2]	72 7/8" [1851.0]	150" [3810]	42 5/16" [1074.7]	168 1/2" [4279.9]
VMS4FBO-16	192" [4876.8]	84 7/8" [2155.8]	174" [4419.6]	48 5/16" [1227.1]	192 1/2" [4889.5]
KEY:		(A/2)-11 1/8" (A/2)-[282.6]	A-18" A-[457.2]	(A/4)+5/16" (A/4)+[7.9]	A+1/2" A+[12.7]

CONSULT FACTORY FOR ALL CUSTOM CONFIGURATION SIZES.



- DOORS WILL ONLY BREAK OUT WHEN IN THE FULLY OPEN POSITION.

REFER TO RELEVANT [LOCAL, STATE, NATIONAL, OR AHJ] BUILDING CODE FOR MIN DOOR HEIGHT & MIN/MAX WIDTH ALLOWABLE FOR EGRESS REQUIREMENT IN CONJUNCTION WITH TABLE.



NOTES:

- STANDARD PACKAGE CONSISTS OF:
- STANDARD FINISH:
CLASS 1, .018MM, CLEAR- AA-M12C22A41
 - NARROW STILE RAILS
 - 1/4" GLASS STOPS AND BLOCKS
 - PULL HANDLE(S) AND RECESSED FINGER PULL(S)
 - NURSE ASSIST MAGNETIC CATCHES
 - FULL OPENING DAMPENING DEVICE
- FINISHED FLOOR MUST NOT BE CONCAVE ACROSS THE CLEAR DOOR OPENING AND NOT OUT OF LEVEL MORE THAN 1/8"

- OPTIONS AVAILABLE:
- SPECIAL FINISHES
 - PACKAGE WILL ACCEPT UP TO 1 1/4" [31.8] INSULATED GLASS, SEE SHEET AA-13 FOR DETAILS
 - 7" & 10" BOTTOM RAILS, SEE SHEET AA-14 FOR DETAILS
 - MUNTINS, SEE SHEET AA-14 FOR DETAILS
 - SEE SHEET OS-1 FOR ALL OTHER OPTIONS.

DWG NO.	1016201										
DRN BY	DBN	DATE	10/16/18	CHK BY	CLW	DATE	10/16/18	REV.	4.0	DATE	01/19/22
<hr/> <hr/> <hr/>											
ASSA ABLOY											