

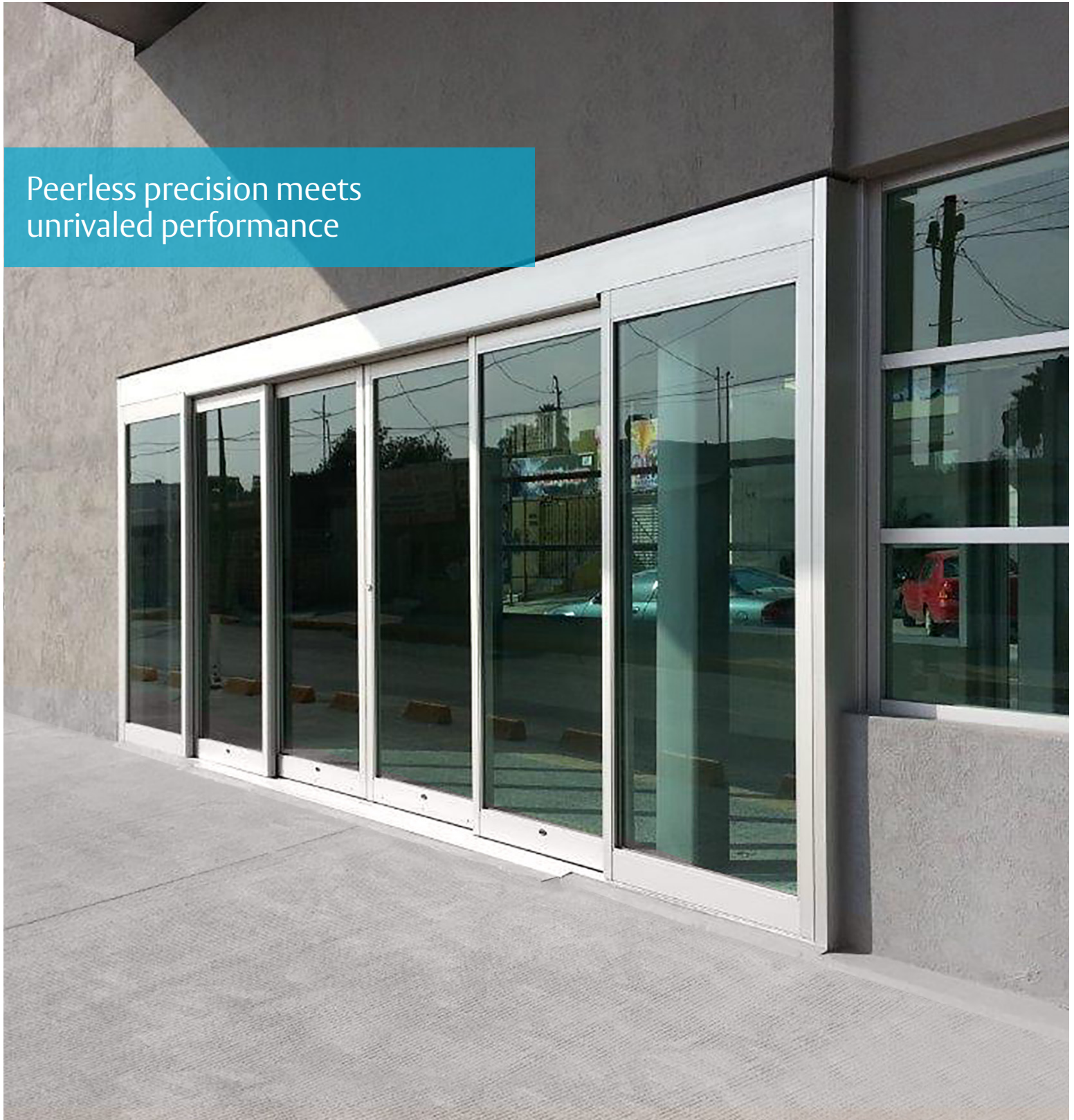
Sliding Door

ASSA ABLOY SL500 Telescopic

ASSA ABLOY
Entrance Systems

Experience a safer
and more open world

Peerless precision meets
unrivalled performance





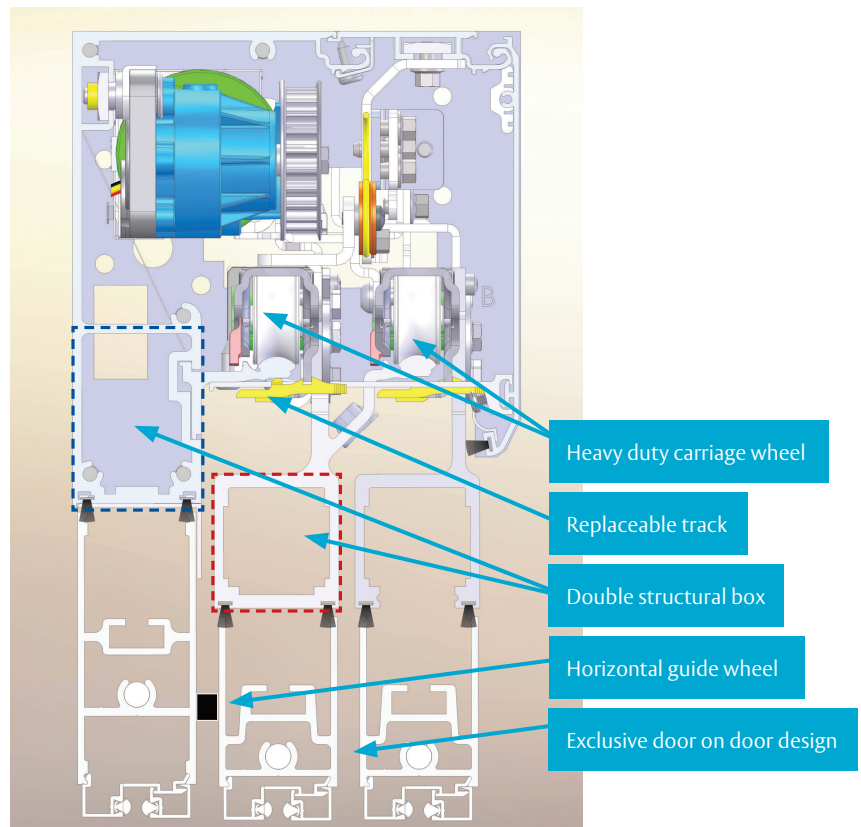
Experience unparalleled telescopic performance

At last, a breakthrough in telescopic sliding door technology. The ASSA ABLOY SL500 Telescopic takes the benefit of clear, spacious door opening further by providing stellar and unparalleled performance.

Telescopic doors offer a welcome benefit in the tightest of spaces. By incorporating an additional sliding door active leaf, the packages allow you to almost double your opening.

ASSA ABLOY SL500 Telescopic System

The ASSA ABLOY SL500 Telescopic sets a new standard in telescopic performance by providing superior support and stability. By utilizing ASSA ABLOY's exclusive "door on door" technology, the our design eliminates inferior suspended track systems. Using two structural boxes instead of one, our design eliminates sagging and misaligned doors that bounce and rattle.



Engineered to maximize your space

When you need to carve out a little extra room, the SL500 Telescopic sliding door is the ideal choice for you. From overhead concealed and surface mounted packages, single slide and bi-part with sizes that range from a minimum of 72" wide to 192" wide, the SL500 Telescopic offers a perfect complement for all your design choices.



ASSA ABLOY SL500 Telescopic Features

- Exclusive "door on door" design
- Improved performance
- Opens 20% faster
- Double structural box for strength
- Energy-saving EcoDoor upgrades available
- 33% great clear door opening
- Stabilizing carrier technology
- Low energy consumption
- Simple to install and maintain

One partner for all your entrance needs

Architects & specifications services


From planning and design to construction and delivery, ASSA ABLOY Entrance Systems supports you in meeting the requirements of your project

Local Service

Our fast and convenient service is supported by highly trained professional technicians who offer extensive knowledge and expertise.

Products for today and the future

Automatic doors welcome visitors, guide traffic, and help create touchless access. With our range of sliding, swing, ICU and revolving doors, we offer many ways to provide convenience, secure entrances and meet accessibility standards.



The ASSA ABLOY Group is the global leader in access solutions. Every day, we help billions of people to experience a more open world.

ASSA ABLOY
Entrance Systems

ASSA ABLOY Entrance Systems provides solutions for efficient and safe flow of goods and people. Our offering includes a wide range of automated pedestrian, industrial, and residential doors, loading dock equipment and services.

assaabloyentrance.us • assaabloyentrance.ca



ASSA ABLOY Entrance Systems

info-automatic.na.entrance@assaabloy.com
assaabloyentrance.us • assaabloyentrance.ca

Follow us:



Please enter ASSA ABLOY Entrance
in the channel's search field.