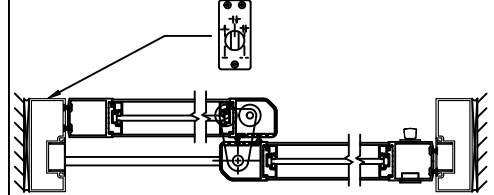


Description	5 Position Knob Switch (Std.)	
Remarks	<ul style="list-style-type: none"> Jamb Mounted Remote Mounted 	
Description	5 Position Key Switch	
Remarks	<ul style="list-style-type: none"> Jamb Mounted Remote Mounted 	
Description	3 Position Key Switch	
Remarks	<ul style="list-style-type: none"> Jamb Mounted Remote Mounted 	
Description	3 Position Digital Mode Selector	
Remarks	<ul style="list-style-type: none"> Jamb Mounted Remote Mounted 	
Description	5 Position Digital Mode Selector	
Remarks	<ul style="list-style-type: none"> Jamb Mounted Remote Mounted 	

OHC Mode Selector Placement

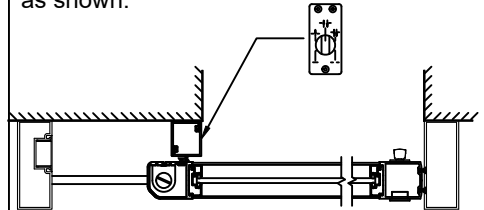
Mode Selector is mounted on the jamb as shown.



FSL SS shown, placement will be the same for FSL BP & FBO SS.

SA Mode Selector Placement

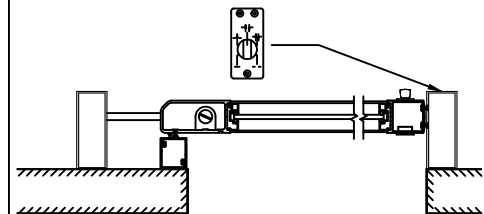
Mode Selector is mounted on the filler tube as shown.



SS shown, placement will be the same for BP.

SA Reverse Breakout & FBO BP Mode Selector Placement

Mode Selector is mounted on the jamb as shown.



Reverse Breakout SS shown, placement will be the same for Reverse Breakout BP & FBO BP.

NOTES:

- FACTORY PREP IS A STANDARD OPTION FOR SWITCH LOCATION AT 74 1/2" [1892.3]
- THE ONLY TIME AN OPERATION MODE SELECTOR IS PLUGGED INTO THE CONNECTION BOARD IS WHEN AN ELECTRIC LOCK IS PRESENT.
- KEY/ KNOB SWITCH ALWAYS NEEDS ACCESSORY BOARD

DWG NO. 1022546

DRN BY CAT DATE 07/07/2021 CHK BY SS DATE 07/07/2021 REV. 1.0 DATE 07/07/2021