

# Overhead sectional door

## NASSAU 8000

**ASSA ABLOY**  
Entrance Systems

Experience a safer  
and more open world



### The best insulated overhead sectional door on the market

#### Comfortable working environment

The new NASSAU 8000 sectional door minimises draughts and condensation with a series of highly effective sealings. Internal and external temperature differences cannot penetrate the effective thermal barrier provided by this sectional door. With NASSAU 8000, you give your employees the best possible working conditions, and you ensure that your workplace is comfortable and secure.

#### Exceptional insulation

The NASSAU 8000 sectional door has 82 mm thick door leaf sections with CFC-free PUR foam. The many effective interrupted thermal bridges produce a uniquely low U-value, which translates to significant energy savings.

#### Air-tight and highly insulated on all sides

A tight seal between the rail system and door leaf is achieved using double-edged side sealings and the door leaf's side cassettes are divided into two sections to ensure a high insulation effect.



#### Innovative bottom sealing

The unique wide bottom sealing keeps the door water and air-tight. It is tested in accordance with the applicable sectional door standard and safety regulations, and provides extremely effective and safe edge protection.

#### Standard colours

NASSAU 8000 is available in two pre-painted standard colours: Anthracite (RAL 7016 / ND701) or White Aluminium (RAL 9006 / ND100). These two colours are among the most sought after in the market. The interior section of NASSAU 8000 is supplied in the popular pre-painted grey white standard colour (RAL 9002 / ND953).

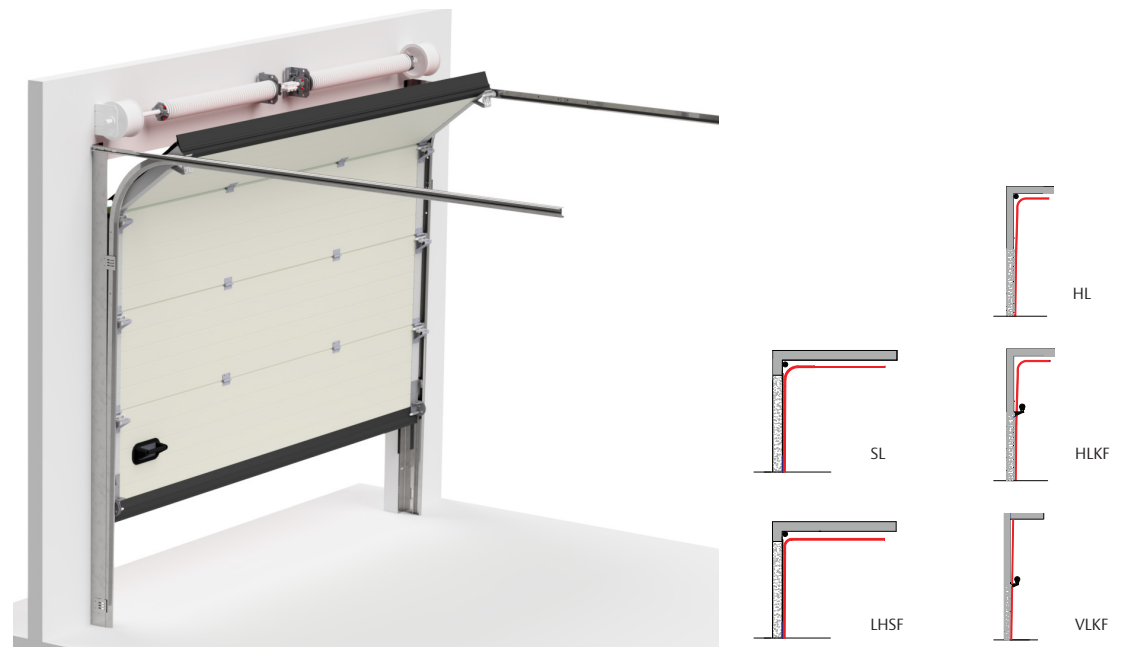
### Technical Data

Standard size up to (W x H) <sup>1</sup>	8000 x 6000 mm
Panel thickness	82 mm
Windows	optional
Pass-door	not possible
Access and Automation	optional
Wind load, EN 12424 <sup>2</sup>	class 3
Thermal transmittance, EN 12428 <sup>2</sup>	
Full panel steel door	0.43 W/(m <sup>2</sup> K)
Water penetration, EN 12425 <sup>2</sup>	class 3
Air permeability, EN 12426 <sup>2</sup>	class 3


1) Other sizes on request - Up to 10m width on request

2) Value for steel doors measuring 5m x 5m without windows

# Track Hardware Specification

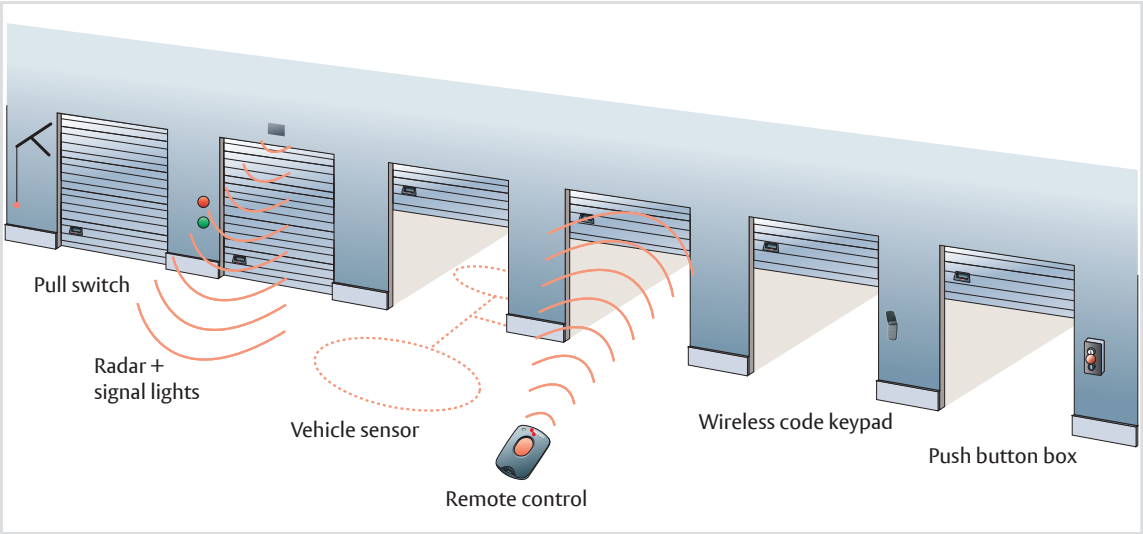


## Panel options



**Windows**  
The NASSAU 8000 is available with an 80W window section, with square windows and fixed frames filled with four layers of 2 mm scratch resistant PMMA (outside & inside).

## Automation options



## Standard available outside colours

Steel

Anthracite grey  
RAL 7016

White Aluminium  
RAL 9006

On request

Other colours