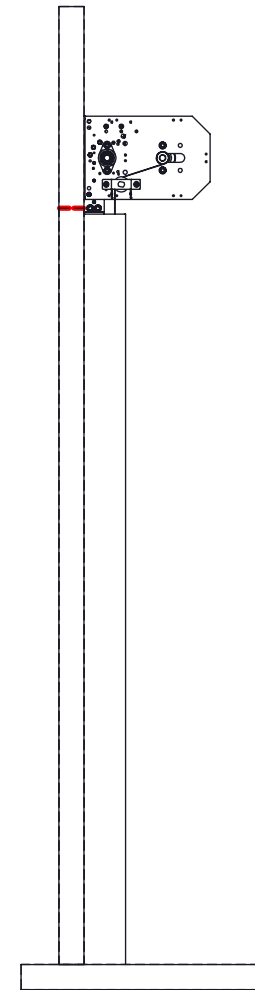
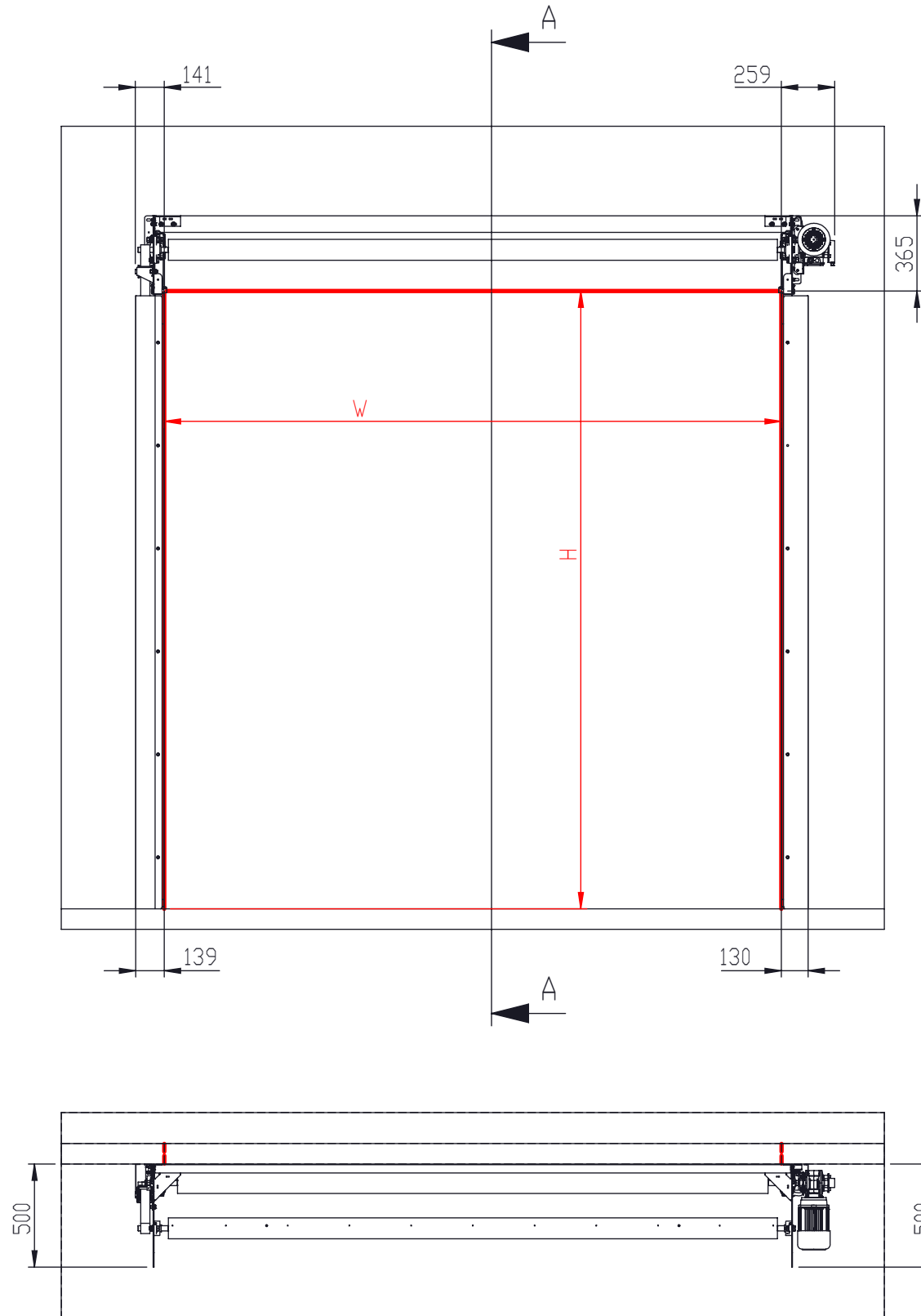
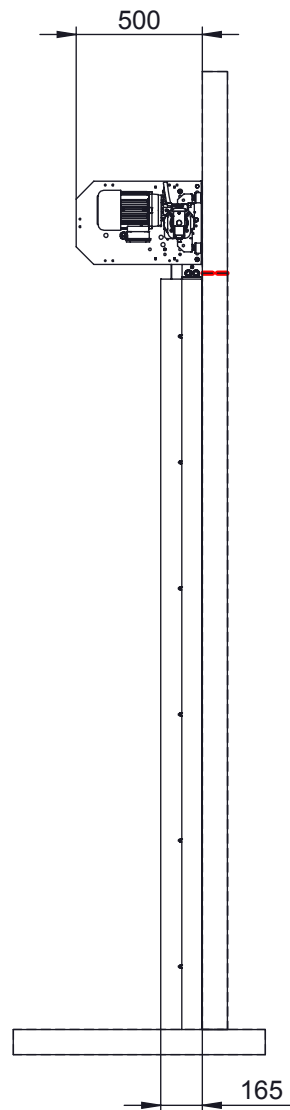



This work is copyright and no part may be reproduced, by any process, nor may any other exclusive right be exercised without the permission of ASSA ABLOY.



Motor side right drawn  
Motor side left = mirror of motor side right

Surface:			Material:			General tolerance:	
Volume:	Weight:	Surface area:	Created (YYYY-MM-DD):	Designed by:	Drawn by:	Scale:	Projection:
			2017-12-05	schwatho	schwatho	1:30 (A3)	
<b>ASSA ABLOY</b> ASSA ABLOY Entrance System HPDS			Door General Drawing, Reduced Lintel HS9010 P / HS8010 P / HS8020 P			Alternate ID <b>1413-0225</b>	
						Document ID <b>D000774299-001</b>	Rev.: <b>3</b>

Approved 2018-07-16

Configuration: SHEET 1 OF 1