

Speedgate ASSA ABLOY SG Expression

ASSA ABLOY
Entrance Systems

assaabloyentrance.com

Experience a safer
and more open world



reddot winner 2024



DESIGN
AWARD
2024



Moving by design

The art of motion

Humans crave experiences. When we step into a building, the first thing we notice is the atmosphere: how smoothly we move from space to space, how organic the ambience is... And how we feel inside.

This is the essence of “Moving by Design”. A harmonious fusion of motion and emotion. Because your building’s visitors deserve nothing less.



“There are no straight lines
or sharp corners in nature.”
– Antonio Gaudi

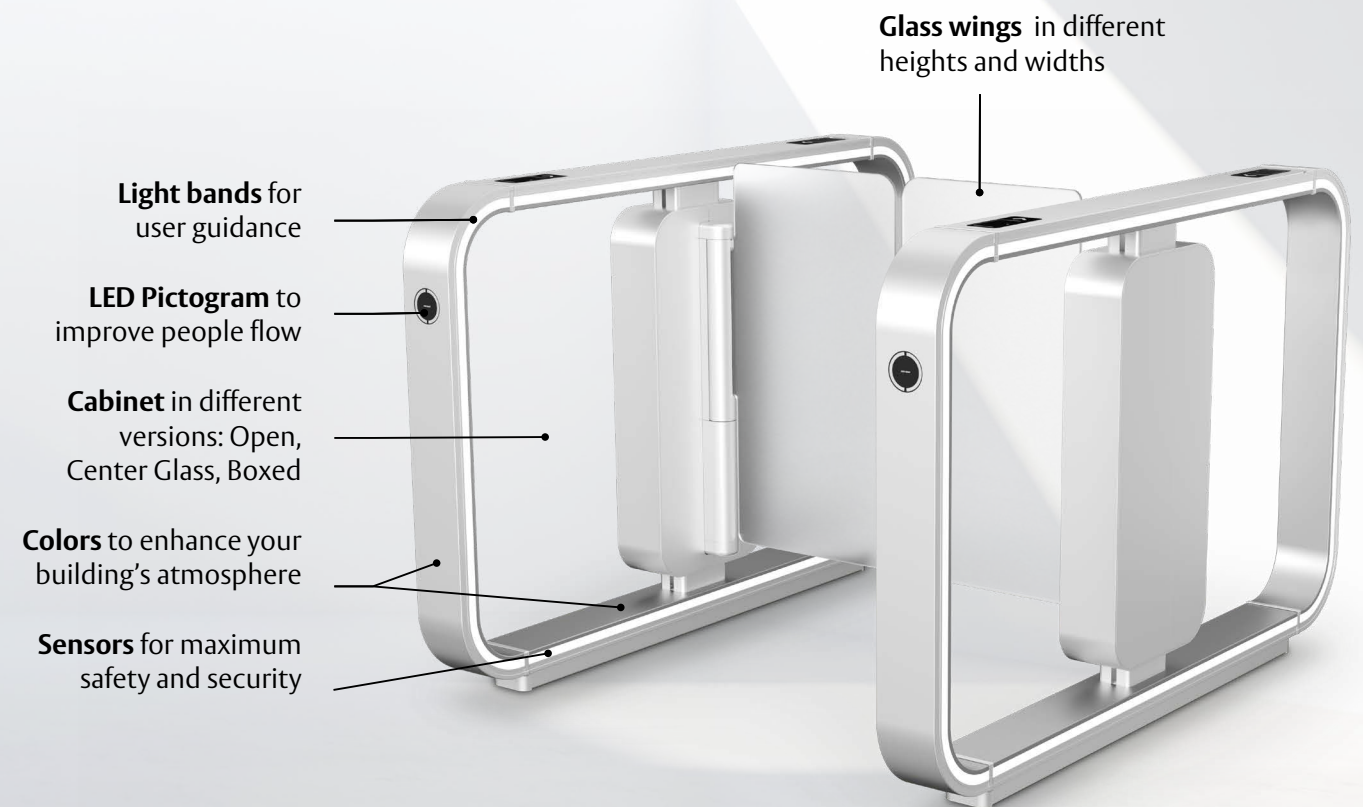



ASSA ABLOY SG Expression

Moving by design

Elements of Expression

We know how important it is for your brand expression to remain intact. That's why we designed the ASSA ABLOY SG Expression to be fully customizable to your interior's atmosphere – becoming an easy yet elegant way to showcase your own brand identity.





Flex your colors

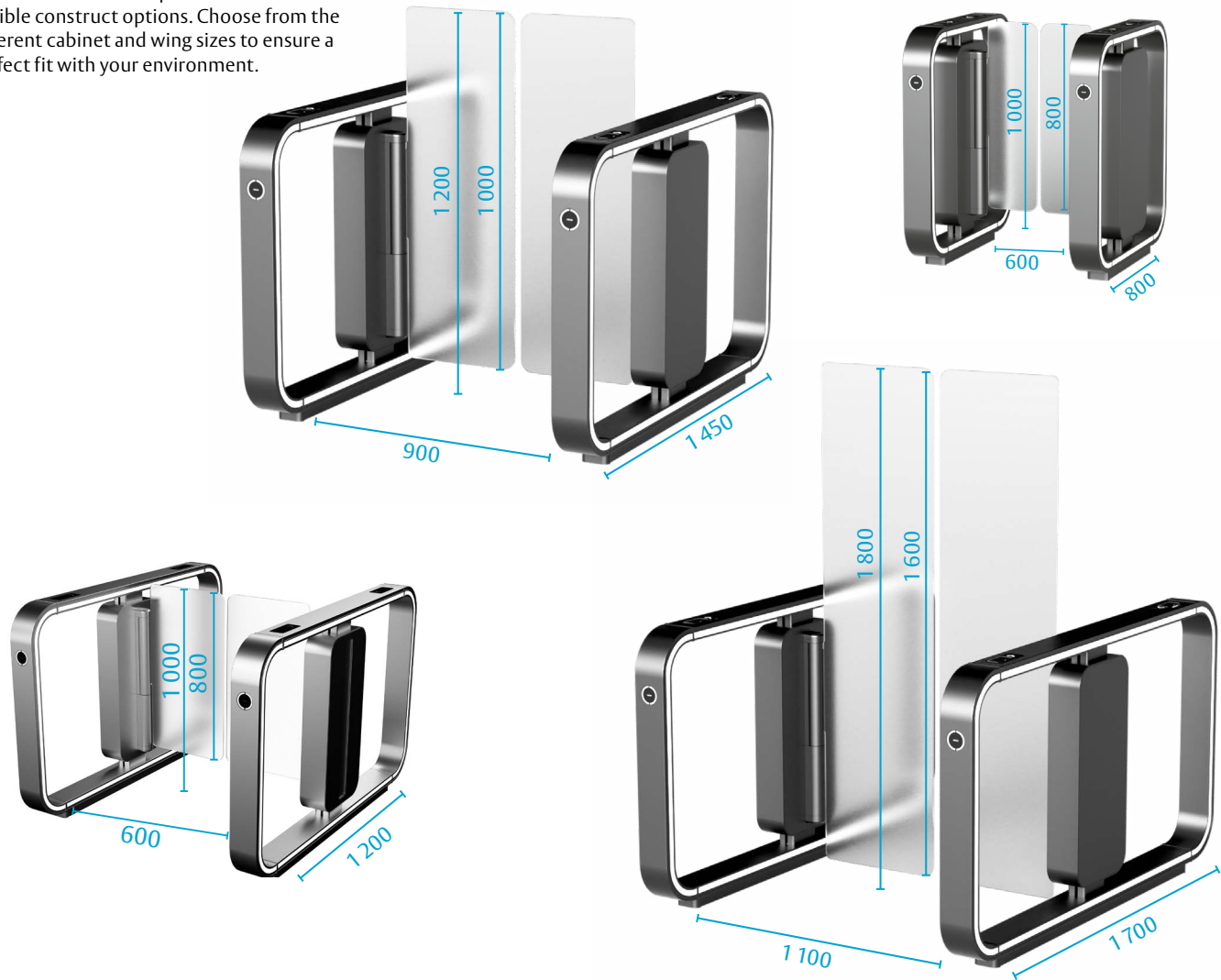
Having more color choices makes it easier to impress your visitors just the way you've envisioned it.

The ASSA ABLOY SG Expression is a powerful way to detail your interior, offering a wide range of color and detail options to encourage brand recognition and identity.

Give yourself more options

Dimension specifications

The ASSA ABLOY SG Expression has several flexible construct options. Choose from the different cabinet and wing sizes to ensure a perfect fit with your environment.



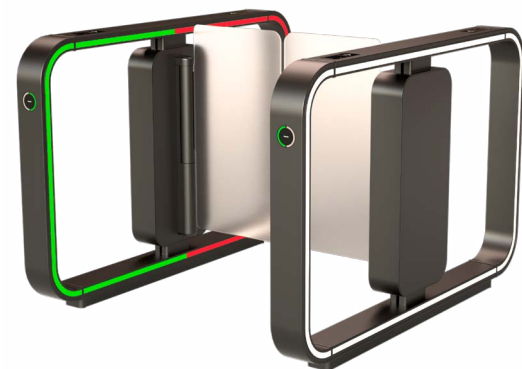
Cabinet

Transform the utility of speedgates into powerful expressions of your brand with different modular customization opportunities.



LED light bands

Enjoy the ambient lighting concept – specially designed to direct people flow.



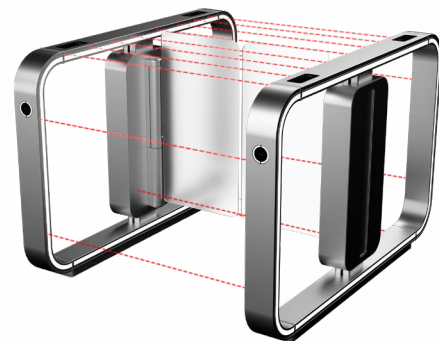
LED Pictogram

An elegant, yet minimal way to show the passageway status of the speedgate.



Safety and security sensors

Your best chance against all jumpover and tailgating attempts.



Card reader cover (option)

Your people flow experience has never been so smooth.



Integrated emergency button

The Emergency Exit Switch is integrated in the system or installed close to the system and activates the escape and rescue route function.



Design specifications

Power supply	110–240 VAC, 50/60 Hz
Control voltage	24 VDC
Operating temperature	-10°C to +55°C
Lane length	800 / 1000 / 1200 / 1450 / 1700 mm
Passageway width	600 mm to 1100 mm
Door wing heights	1000 / 1200 / 1800 mm
Distance between wings and Finished Floor Level (FFL)	200 mm
Minimum opening /closing times	0,7 sec – adjustable (depending on passageway width)
MCBF	10.000.000 mean cycles between failures
IP Protection	IP32
Complies with following standards	EN17352, EN13637, EltVTR1997

Options


- Cabinet design: Open, Boxed or Center Glass
- Surface treatment: Powder coated, customized
- Card reader cover
- Control unit
- BMS-Modul
- Integrated emergency button

Accessories

- Drilling template
- Ramp for finished floor installation

Facial recognition – powered by HID

Control your pedestrian traffic securely yet seamlessly with our cutting-edge technology.



Bold is beautiful

ASSA ABLOY SG Expression makes it easy to transform plainly functional into inspiring welcome.



Follow your nature

With a wide range of colors, finishes and details, the ASSA ABLOY SG Expression frees you to transform your high-traffic areas into oases of calm.



Work with wow

Make a statement with the ASSA ABLOY SG Expression. Innovative design starts with having the right wow in mind – and at hand.



Reinvent a classic

Explore the most breathtaking ways of enhancing your building's aesthetic with the ASSA ABLOY SG Expression.





About the iF DESIGN AWARD

Since 1954, the iF DESIGN AWARD has been recognized as an arbiter of quality for excellent design.

The iF Design brand is renowned worldwide for outstanding design services, and the iF DESIGN AWARD is one of the most important design prizes in the world. It honors design achievements in all disciplines: product, packaging, communication and service design, architecture and interior architecture as well as professional concept, user experience (UX) and user interface (UI). All award-winning entries are featured on ifdesign.com.



reddot winner 2024



About the RedDot AWARD

Design Concept was established in 2005 to identify and celebrate new design concepts and innovations, the precursors of tomorrow's great products.

Product Design sets out to find the year's best products. The products selected by the Red Dot Jury to win an award may be aesthetically appealing, functional, smart or innovative, but what they all have in common is their outstanding design.

Today, the award has become a professional and valuable platform to evaluate and recognise design projects for their design excellence.

Service is in our DNA

Service Agreements:

- Flexible service packages: Our variety of service packages allow for greater flexibility and tailored solutions.
- Local compliance: Our service checks and maintenance programs always follow local compliance.
- Preventive maintenance: We will ensure that regular service visits are scheduled and that old components are replaced where necessary.
- Safety and quality checks: All packages include safety, compliance and quality control checks.

Modernization and upgrades:


- Extending lifetime: We can extend the lifetime of entrance systems while also making them more sustainable.
- Reduction of energy costs: We increase energy savings.
- Changing needs: We can adjust your entrance system where needed for optimal functionality and the newest technology.
- Meeting norms: We will ensure that you meet the current and future needs, standards and safety regulations.
- Improving performance level: We can optimize performance workflow, convenience and accessibility.

Emergency calls:

- Fast response: In the case of unplanned down-time, our local presence ensures a fast response.
- First-time fixes: With a large spare parts inventory and solid team of technicians, we can fix any issues in one visit – with long-term results.
- 24/7 priority service: We will allow you to easily view your service history as well as any upcoming service appointments.
- Original spare parts: We will always provide original spare parts as a part of our services.
- Service all doors: Our technicians are able to repair all doors and docking regardless of brand.

Digital & connected technology:

- With our digital offerings, get access to real-time data, analytics and a full- service overview to improve brand transparency.
- Technical documentation: We have defined procedures and specifications for the maintenance of all your doors and will provide you with a complete overview.
- Budgeting: Our full-service package allows you to plan and and budget your costs on an annual basis – with no surprises along the way.
- Training: We offer free online courses and sessions so your staff can get to know their ASSA ABLOY systems inside and out.



Discover the power of entrance solutions

High speed and automatic doors. Advanced security exit lanes. Cutting-edge digital solutions. We are there whenever people and goods need to move safely and smoothly in or out of any kind of venue.

Our Security Entrance Control portfolio includes:

- Speedgates
- Full-height turnstiles
- Security Portals
- Security Revolving Doors
- Swing Gates
- Tripods
- Exit Lanes

Think about it: you may have already walked through an ASSA ABLOY sliding door at a supermarket or the airport this week. That's because our mission is to shape our industrial and commercial products and technology around your space – with tools to automate access and keep track of whoever's coming or going.

Today, this mission is more important than ever. Especially when it comes to securing your entrances: at any given moment, you might need to be safeguarding an audience

at a commercial venue. Or you might be monitoring secure environments at a critical infrastructure project. No matter the situation, we offer security entrance control that can be fully tailored to your building – whether it's revolving doors, security portals, exit lanes or other solutions. They're all built for occasions where security is non-negotiable. And with best-in-class design, installation, and maintenance, we guarantee that your entrance will be ready for whatever the future brings too.

The ASSA ABLOY Group is the global leader in access solutions.
Every day, we help billions of people to experience a more open world.

ASSA ABLOY Entrance Systems provides solutions for efficient and safe flow of goods and people. Our offering includes a wide range of automated pedestrian, industrial and residential doors, loading dock equipment, perimeter fencing and service.

assaabloyentrance.com

Follow us:



Please enter ASSA ABLOY Entrance
in the channel's search field.