

Full Height Turnstile

ASSA ABLOY FT200 Series

ASSA ABLOY
Entrance Systems

Experience a safer
and more open world



Safeguard your venue with a top quality, secure access point specifically designed for controlled physical access in rough environments.

The full height turnstile FT200 from ASSA ABLOY is an extremely robust and water-resistant solution for frequently visited secured environments. With its durable 3-section, steel design, it stands up to the harshest external conditions, as well as providing several drive mechanism options for your greater comfort.

This bidirectional, logic-controlled entryway is equipped to deal with power outages and is customizable – from different design options to accessories like roofs / canopies or a full-height swing door.

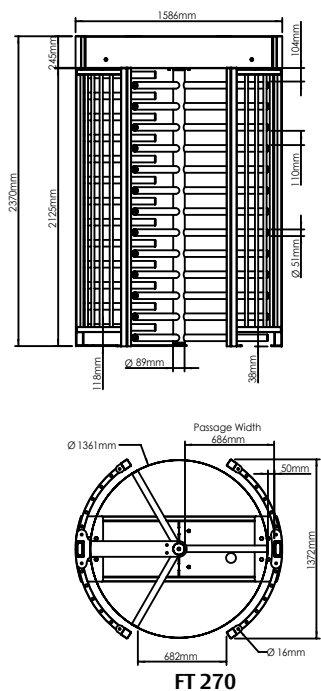
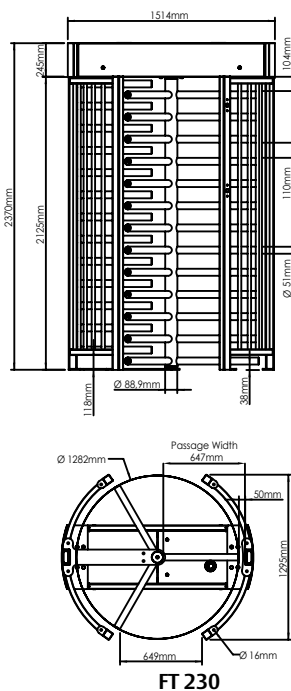
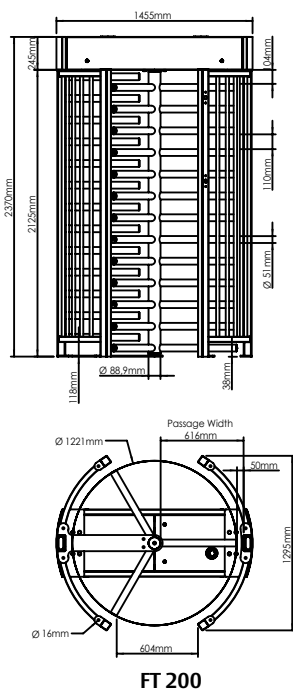
You can even choose to have the FT200 delivered completely assembled or disassembled, depending on your venue. Our specialists are happy to help you in just the way you need.

Design Specification

Construction	Steel
Passage width	616 / 647 / 686 mm
Weight	300 kg to 350 kg
Power supply	100 to 240 VAC, 50/60 Hz
Logic voltage	24 V DC
Standby power consumption	12 W
Operation temperature	-20 °C to +70 °C
IP protection	Cabinet IP54 / Logic Controller IP65
Mean cycles before failures	10.000.000
Mean time to repair (MTTR)	< 30 Min.

Versions

- Mechanical / electromechanical or motorized drive mechanism
- Fail-safe/fail-secure
- Stainless steel (AISI 304/316), stainless steel and powder coated, hot-dip galvanized or galvanized and powder-coated design



Customizable settings

The FT200 turnstile has a logic-controlled interface and operates bi-directionally. Entrance and exit directions can be individually set as controlled, locked, or free rotation. After the release, the turnstile blocks itself after an adjusted time if no transition or passage occurs. If people from both directions would like to pass through simultaneously, the first person who activates the turnstile comes first.

Controlled access

When in controlled access mode, after the release confirmation sent by the access control system, the turnstile unlocks the released direction and enables one person access. After each person, the turnstile rotor blocks passage again, and does not permit access from entrance or exit directions until receiving a new release signal from the access control system.

Multiple openings

An additional person is able to use the next passage cycle during an ongoing passage cycle in both directions. The turnstile controller stores up to 255 releases, and can allow the same amount of individuals to pass through.

Emergency modes

In the event of an emergency or power outage, the mechanism unlocks the rotor and it rotates freely in both directions. In fail-safe mode, the turnstile resets itself automatically when the emergency alarm stops or the power is switched back on. Fail-secure mode is also an option.

LED indicators

The LED lights on the turnstile indicate the operating status in both directions.

	Option 1	Option 2
Green	Standby or locked	Released or free passage
Red	Released or free passage	Standby or locked

Accessories

Reader mounting plate
Ceiling lights
LED indicators
Heating kit for -40 °C
Roof and canopy options
Tempered glass side panel
Mounting plate (suitable for forklift transport)
Mounting frame for recessed installation
Back-up battery
Access controller integration brackets on demand

Settings

Operation mode for each directions:	Controlled / Free / Locked
Acoustic notifications	On/Off
Release time out	5, 10, 15, 20 Sec.
Consecutive passage	On/Off
Emergency connection	On/Off