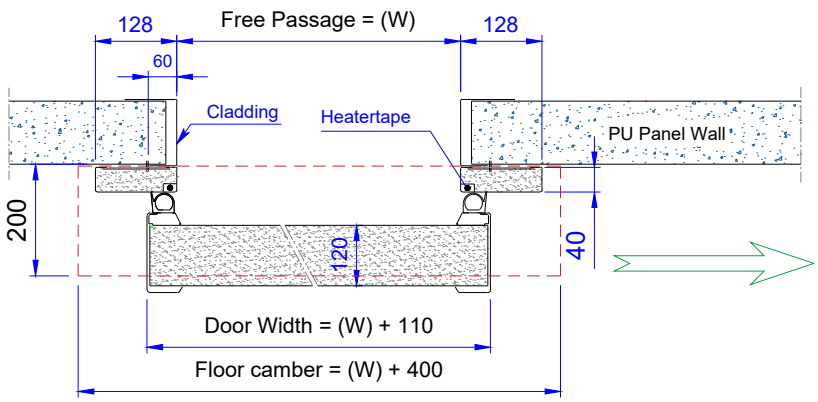


SECTION A-A

Note :

1) Number of sheet joints on door leaf may change as it depends upon door size.

2) Cutout preparation will be in customer scope.

3) Finished floor level is required (Customer scope).

4) Floor Camber and filling after sill installation will be in customer scope.

5) Power Supply (Customer Scope)- Single-Phase,230v,50-60Hz with earthing. Load = 1.0 Kw.

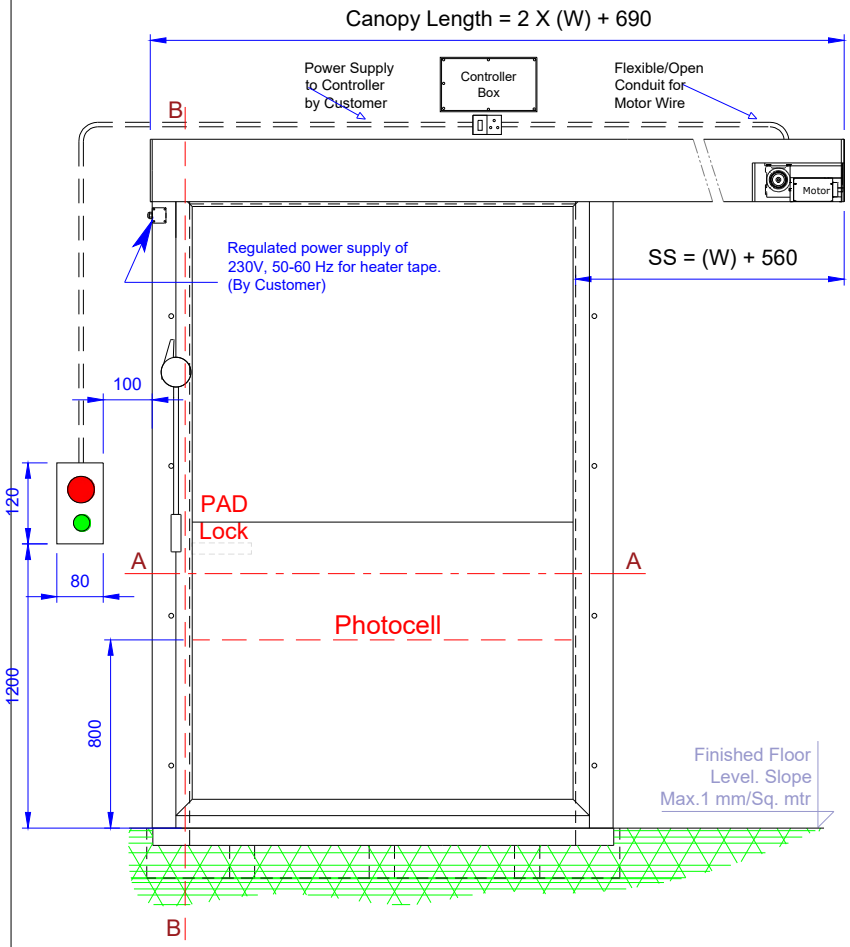


FRONT VIEW (Closed Position)

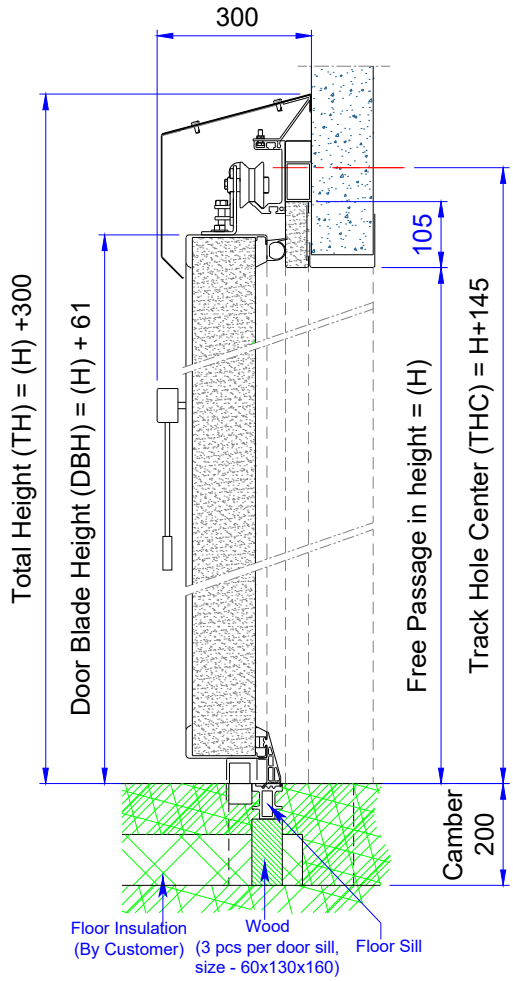


SECTION B-B

| | | | | | | |
|---|---|---|---|---|---|---|
| metaflex DOORS / ASSA ABLOY | Projection | Drawn | S.K. | Chkd | N.K. | Proj. nr. |
| | | Date | 31-10-2025 | Ch.date | 31-10-2025 | STANDARD GA DWG. OF MF5A |
| | | Scale | NTS | Tol. | | |
| | NC-File | Dim. | mm | Art.nr. | XXXXX | |
| | SheetM. | Dep. | Projects_Design | Config | RIGHT | Sheet 1 of 1 |
| | Finish | | | | | |


METAFLEX DOORS INDIA PVT. LTD
8-A, Part I & II, Udyog Vihar,
Greater Noida-201306, U.P., INDIA.
Phone:- 0120-4751000
www.metaflexdoors.in



This drawing contains confidential information and is the property of Metaflex Doors India Pvt. Ltd.
Without whose permission it may not be copied, shown or handed to a third party or otherwise used


| | | | |
|---|---|---|---|
| Description | MF5 AUTOMATIC DOOR ON PU PANEL WALL | | Format: |
| Title | MF5 | Drawing no. MF5A-PR | Rev. 00 | A4 |