

# Cold Chain doors

## ASSA ABLOY CI Mak Swing Chiller



Experience a safer  
and more open world








Mak Swing Chiller Door is a high-performance, manually operated hinged door designed to meet the demanding requirements of chiller environments.

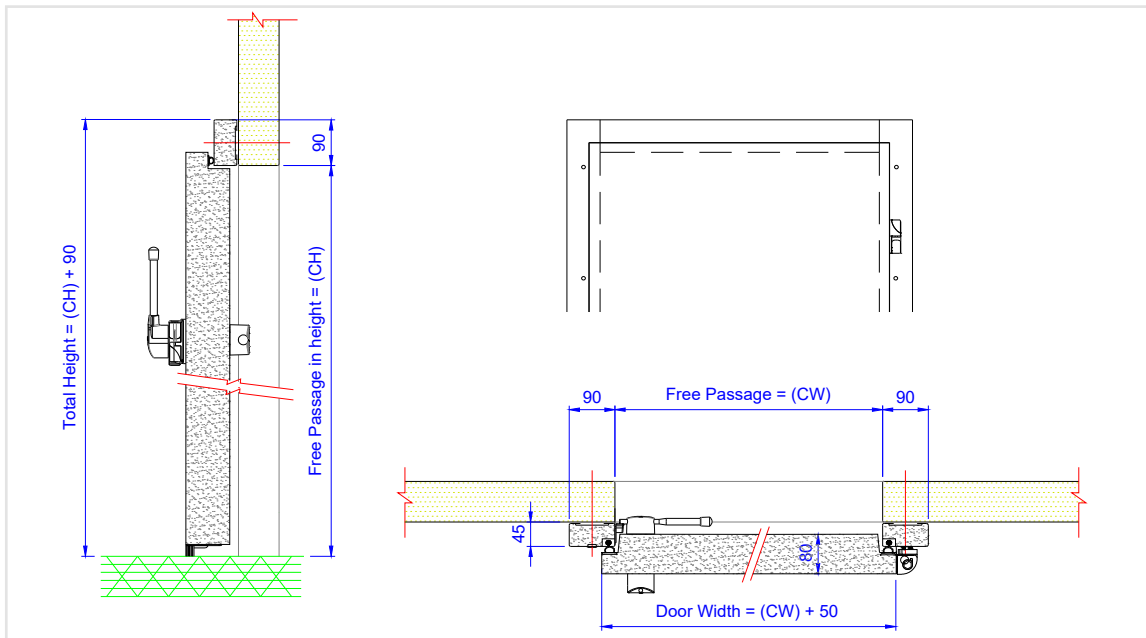
Engineered for airtight sealing, it ensures optimal thermal insulation and energy efficiency, making it an ideal solution for maintaining consistent low temperatures in cold storage areas.

The door features a semi-flush overlapping construction, which not only enhances its sealing capability but also contributes to a clean, streamlined appearance. Its robust hinged system is built for durability and frequent use, while the ergonomically designed opener and swift-action hinges provide smooth, effortless operation – ensuring convenience for users even in high-traffic settings. Available in a variety of colors and finishes, the Mak Swing Chiller Door can be customized to complement different interior aesthetics.

### Product overview

-  Manual swing door
-  Hygienic anti-bacterial flat finish
-  Temperature control
-  Suitable for wet areas
-  Airtight
-  Customization

CW =	Clear width
CH =	Clear height



### Dimensions

Clear width: 900 to 1,200 mm

Clear height: upto 2,100 mm

Other dimensions available on request.

### Finishes available

PPGI/PPGL finish in RAL shades- 9002, 5012, 1021  
SS 304 in brush or 2B finish

### Options

Vision panel

Kick plate

### Technical specifications

**Door leaf:** 80 mm thick high density ( $45 \text{ kg/m}^3 \pm 2$ ), 100% CFC free pressure injected 2C rigid PUR in PPGI/PPGL sheet casing. Inbuilt thermal break. Hinge reinforcement plate for extra durability of door.

**Wall frame:** Extra high density ( $65 \text{ kg/m}^3$ ), 100% CFC free injected PUR, 3. Inbuilt thermal break.

**Sealing gasket:** Three sided heavy duty exchangeable EPDM rubber gaskets on the door leaf.

**Opener:** Metaflex make opener with "Rotate, press & seal" function for best airtight sealing. The outside handle is lockable with a euro profile cylinder and the inside handle has an integrated emergency escape.



Find out more on the ASSA ABLOY CI Mak Swing Chiller product page!

In this review we have given you an idea of our capabilities. We not only offer standard solutions but also custom solutions. Would you like more information? Please contact us, we are happy to think along and advise you accordingly.



This equipment should be installed, regularly inspected, maintained and serviced by trained and authorized personnel. Preventive maintenance plans are highly recommended for a proper and safe operation. Talk to your ASSA ABLOY Entrance Systems representative to learn more about our service offering!