

Owner's Manual

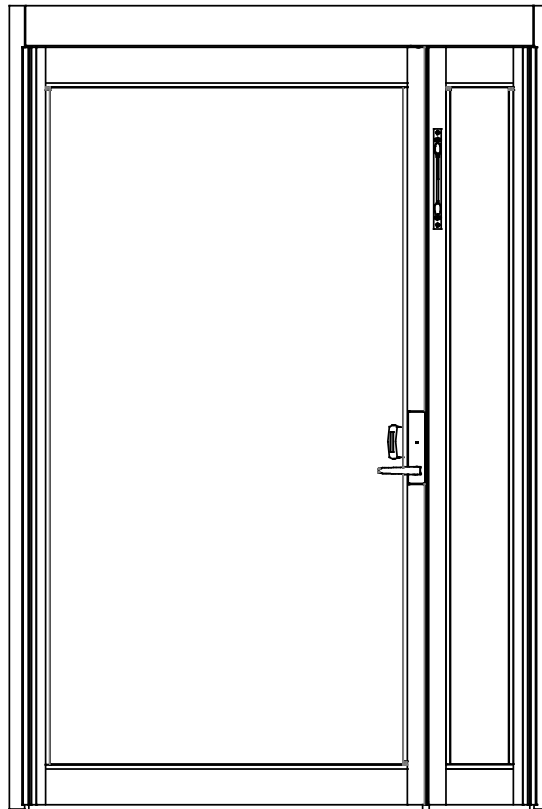
VersaMax™

ICU Swing Package

ASSA ABLOY

ASSA ABLOY Entrance Systems

The global leader in
door opening solutions



Complies with applicable sections of NFPA 101 Life Safety Code and the IBC for Manually Operated Pedestrian Doors

US23-1672-01

Issue 10-3-2017

©Copyright 2017 ASSA ABLOY Entrance Systems, an ASSA ABLOY Group company. All rights reserved. Reproduction in whole or in part without the express written permission of ASSA ABLOY Entrance Systems is prohibited.

Revisions

The following pages have been revised:

Page	Revision
	This is the first version of ASSA ABLOY Entrance Systems VersaMax 2.0 ICU Swing Door Owner's Manual, No. US23-1672-01, Issued 10-3-2017

Table of Contents

Revisions	2
Table of Contents	3
Environmental Requirements.....	4
Product Liability	4
Warranty.....	5
Service.....	5
What You Should Know	6
Introduction	7
Servicing Responsibility	7
Service Availability.....	7
Warranty Requirements.....	8
Function and Visual Inspection	9
Cleaning	9
Signage	10
Troubleshooting	11
Service Schedule.....	12
Parts Identification Location and Wear Parts Illustration	13
Models	14
Options	14
Overhead Door Stops	14
Manual Door Closer	14

Congratulations on the Purchase of Your New Door!

ASSA ABLOY Entrance Systems has developed automatic and manual doors for more than 40 years. State-of-the-art technology and carefully tested materials and components provide you with a superior product.

As with all other technical products, your manual door requires periodic maintenance and service. This manual will assist you with proper door maintenance. It is essential that you know your manual door system and that you recognize the importance of maintaining it in compliance with the applicable standards for safety.

Your local ASSA ABLOY Entrance Systems authorized representative is familiar with these standards, as well as all applicable local codes that ASSA ABLOY Entrance Systems recommends for manual pedestrian doors. Service and adjustments performed by your ASSA ABLOY Entrance Systems-authorized representative will ensure safe and proper operation of your door unit.

Environmental Requirements

Please act according to your local regulations and dispose of your old product(s) and packaging properly. The correct disposal will help prevent potential negative consequences for the environment and human health.

Product Liability

According to ASSA ABLOY Entrance Systems, the following are the responsibility of the owner or caretaker of the equipment:

- that the equipment operates correctly, that regular inspection and maintenance and service is made, so that it gives sufficient protection in regard to safety and health
- that the equipment is operated and regularly maintained, inspected and serviced by someone with documented competence in the equipment and in applicable regulations
- that a journal is kept of inspection, maintenance and service records
- that the closing force is appropriate for the door size on fire-approved door systems (when applicable).

Warranty

ASSA ABLOY Entrance Systems warrants its products to be free from defects in material and workmanship under intended use and service for a warranty time of 12 months, beginning at time of delivery. This warranty extends only to the original buyer of the equipment.

The ASSA ABLOY Entrance Systems warranty does not apply to:

- general wear and tear on the system
- glass damage
- system deviations caused by installer other than ASSA ABLOY Entrance Systems
- system that has been altered or damaged by vandalism or misuse
- system that has been additionally equipped with non- ASSA ABLOY Entrance Systems original branded parts and/or spare parts
- unrequired visits due to poor client communication (door working when our technician arrives)
- adjustments (closing and opening speed) due to customer requests
- water damage
- adverse weather conditions
- any damage caused, directly or indirectly, by a circumstance beyond the control of the applicable company within ASSA ABLOY Entrance Systems, such as industrial dispute, fire, natural disaster, war, extensive military mobilization, insurrection, requisition, seizure, embargo, restrictions in the use of power and defects or delays in deliveries by sub-contractors caused by any such circumstances.

Please Note:

- Non-compliance with manufacturer's care and maintenance recommendations may void the warranty.
- ASSA ABLOY Entrance Systems-authorized resellers shall extend this warranty to end-users only, but have no authority to extend a greater or different warranty on behalf of Besam.
- A service agreement with ASSA ABLOY Entrance Systems will secure the availability of a fully operational system and will give priority at call-out, thus minimizing the time that the system is unfit for use.

Service

Regular inspections shall be made according to national regulations by a trained and qualified person. The number of service occasions shall be in accordance with national requirements. This is especially important when the installation concerns a fire-approved door or a door with an emergency opening function. If you have any questions, you should talk to your ASSA ABLOY Entrance Systems representative. For contact information, see last page of the manual.

What You Should Know

Be sure that an ASSA ABLOY Entrance Systems representative has provided the following for each door:

- Telephone number to call for service or questions about your system if you are uncertain of any condition or situation.
- Warranty information for each door.
- Information on how to properly use and operate the door.

Introduction

This manual contains specific details and instructions for the maintenance and service of the VersaMax ICU Swing Package manual door package.

The VersaMax ICU Swing Package manual operating door is designed for an overhead concealed installation between two vertical jambs.

The door, when being opened or closed, provides smooth effortless operation.

Servicing Responsibility



The purpose of this manual is to familiarize you with how to have your door system serviced.

It is your responsibility, as owner or caretaker of the equipment, to inspect the operation of your door system to ensure that it is safe for use by your guests, customers or employees.

This manual will provide you with a description of the operation and maintenance requirements of your door.

Should the door fail to operate as prescribed in Safety Check, or at any other time for any other reason, do not attempt to repair or adjust the door, call a qualified service technician. These technicians are trained to service your door in accordance with applicable industry safety standards and codes.

Service Availability



ASSA ABLOY Entrance Systems products are distributed through a nationwide network of ASSA ABLOY Entrance Systems offices and authorized distributors for sales, installation and service.








Should you need service on your door system, consult the yellow pages of your telephone directory or for your local ASSA ABLOY Entrance Systems authorized distributor, call 1-866-237-2687 or visit www.assaabloyentrance.us and select Contact Us.

Warranty Requirements

To fulfill the warranty requirements, and to avoid door malfunction and possible injury, the following safety checklist should be observed.



Do not use door if repairs or adjustments are necessary.

Action	If Problem Occurs
Doors swing open and closed in a smooth, unobstructed manner.	
Handles and latch operate correctly	
Flush Bolt, if equipped, is secure and operates correctly	
Door area is free from hazards	 
Door panels are free from broken or cracked glass	 

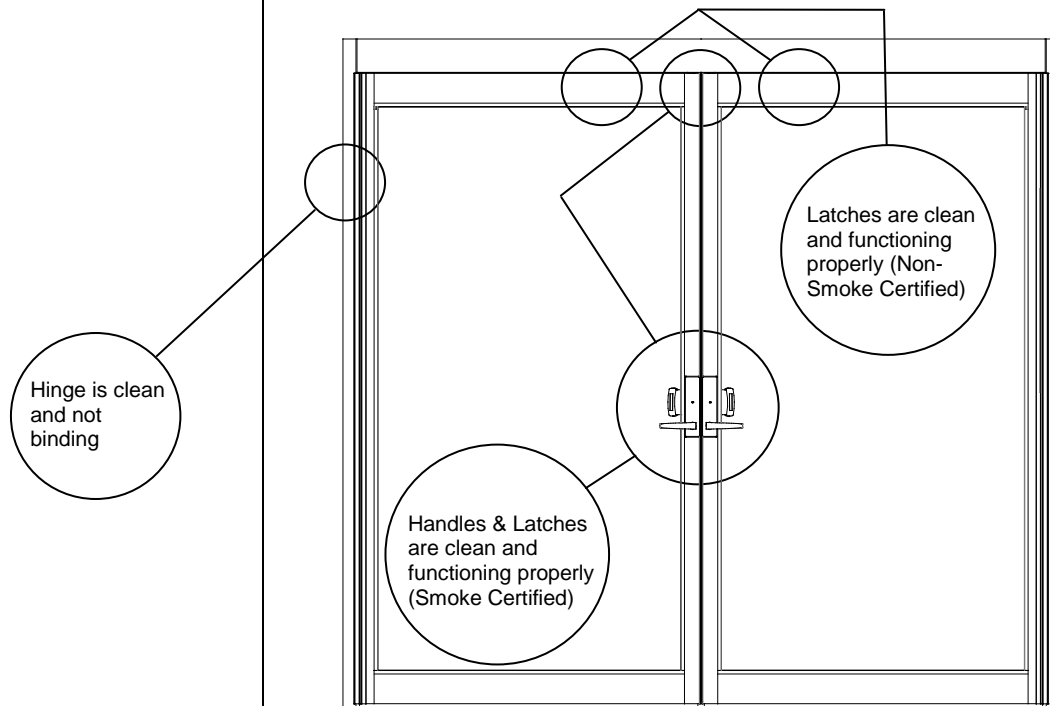


Contact ASSA ABLOY Entrance Systems authorized representative. For contact information, see last page.



Take appropriate measures

Function and Visual Inspection



Note: If the flush bolt option is installed on any of the door applications, ensure that it is clean and operates properly.

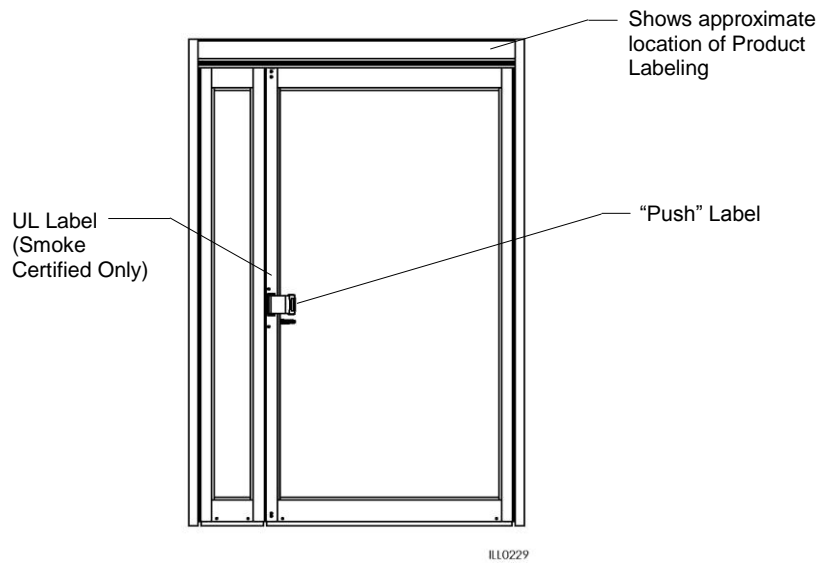






Cleaning

The recommended way to clean your door is to use clean water and a sponge.












- Do not expose aluminum doors or glass windows to alkalis, or damage will occur.
- Do not clean with high-pressure water or water may enter and damage equipment.
- Do not use detergents or abrasive additives, or cleaning materials.
- Do not scrub with materials such as Scotch-brite, as this causes mechanical damage.

Signage



Action	If Problem Occurs
Check that all signage, where and when required, is applied and intact in accordance with ANSI	
Product labeling is mandatory	
UL Labeling (Smoke Certified Only)	
 Contact ASSA ABLOY Entrance Systems authorized representative. For contact information, see last page.	

Troubleshooting

What's Wrong	Possible Cause	Responsibility
Door does not open	<p>Check door dimensions. (Dimension should be 1/8" between door and header.) If not, call a Besam authorized technician.</p> <p>Check that door handle and latches and are functioning correctly. If not, call n ASSA ABLOY Entrance Systems authorized technician.</p> <p>Check for door blockage.</p>	   
Door does not close	<p>Check for debris</p> <p>Check that door handle and latches and are functioning correctly. If not, call an ASSA ABLOY Entrance Systems authorized technician.</p>	  
Door is hard to open and close	Check hinge for debris.	
Door makes unusual sounds when opened or closed	Call an ASSA ABLOY Entrance Systems authorized technician.	
 Contact ASSA ABLOY Entrance Systems authorized representative. For contact information, see last page.		
 Take appropriate measures		

Service Schedule

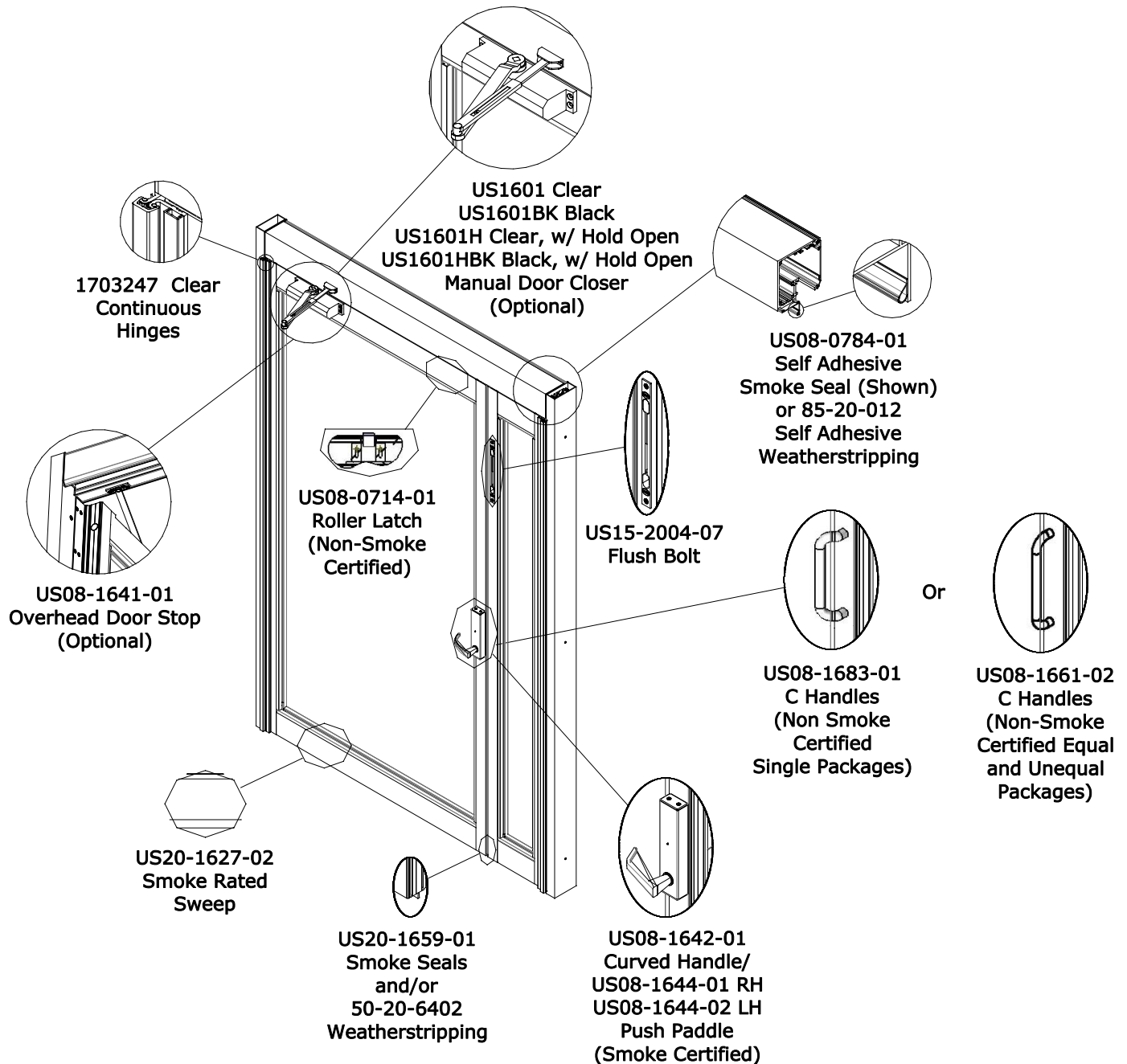
Although ASSA ABLOY Entrance Systems' door equipment has earned a reputation for world-class quality and reliability, all mechanical devices need service. Your authorized ASSA ABLOY Entrance Systems representative can offer you a Planned Maintenance Agreement on the equipment you have purchased. This agreement means the distributor will make planned maintenance calls to inspect, clean, lubricate, adjust, repair or replace worn components.

Frequency of maintenance visits will depend on factors for example, such as traffic and climate. Please ask your ASSA ABLOY Entrance Systems representative how often they recommend the following services:

- Door Latches
- Flush Bolt
- Condition of Door Frames
- Sweeps
- Seals
- Manual Door Closer (if equipped)
- Overhead Door Stops (if equipped)

Periodic maintenance will increase the life and performance of your ASSA ABLOY Entrance Systems Swing Door system. We suggest you contact your authorized ASSA ABLOY Entrance Systems representative to discuss a Planned Maintenance Agreement. Planned Maintenance Agreements differ between ASSA ABLOY Entrance Systems representative, and ASSA ABLOY Entrance Systems has no control over the agreement each Distributor may offer.

Parts Identification Location and Wear Parts Illustration



Models

Swing Door packages can be Equal Panel (2-panel), Unequal (2-panel) or Single Panel. The Swing Door package system utilizes an overhead concealed system.

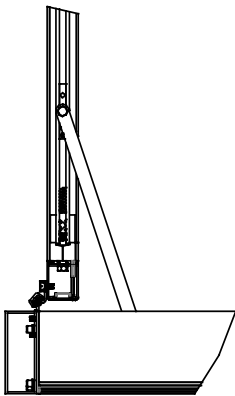
Model	Explanation
VMSWS	Single Panel Smoke Certified / Non-Smoke Certified
VMSWEP	Equal Panel Smoke Certified / Non-Smoke Certified
VMSWUP	Unequal Panel Smoke Certified / Non-Smoke Certified

Options

Listed below are some of the options that are offered with the Manual Swing Door Package. Please contact your local ASSA ABLOY Entrance Systems representative for a detailed description.

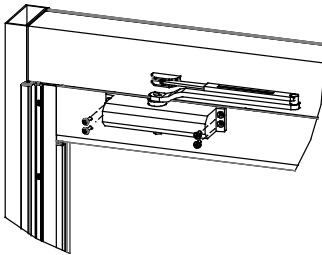
Overhead Door Stops

This option prevents the door from opening beyond the limits that have been preset.



Manual Door Closer

This option closes the door from the open position, in a slow but sustained motion, stopping when the door latches.



ASSA ABLOY

ASSA ABLOY Entrance Systems
1900 Airport Road
Monroe, NC 28110
Phone: 1-866-237-2687
SPECDESK.NA.BESAM@ASSAABLOY.COM

©Copyright 2017 ASSA ABLOY Entrance Systems, an ASSA ABLOY Group company. All rights reserved. Reproduction in whole or in part without the express written permission of ASSA ABLOY Entrance Systems is prohibited.