

# High speed door

## ASSA ABLOY HS9120G

**ASSA ABLOY**  
Entrance Systems

Experience a safer  
and more open world



### Modern high speed door system for a wide range of internal applications

The main features of the ASSA ABLOY HS9120G are:

- Medium-sized, max. 4000 x 4000 mm
- Superior sealing to prevent internal drafts
- Modern space saving design
- Robust galvanised steel construction
- Proven gravity drive system
- Modern safety and opening accessories

The fast opening and closing speed improves your traffic flow, provides employee comfort, and saves energy. The superior sealing technology protects areas against drafts, humidity, dust and dirt.

Exceptional reliability and smooth operation is ensured by a frequency converter driven drive unit which provides fast cycle times for a more efficient traffic flow.

The reliable and versatile control unit ensures precise door set up and diagnostics. It is enclosed in a robust control box which is available in various versions. A customer friendly user interface offers easy operation and maintenance of the door.

#### Break-away and Automatic Reset system

ASSA ABLOY high speed doors are equipped with a break-away and automatic reset system. The curtain reintroduces itself after a crash to reduce downtime and maintenance.

#### Completely safe

Features that make our doors completely safe.

- The soft bottom profile has no rigid parts, it gives way should an obstruction be in the line of closing.
- If the door is hit, the fabric curtain absorbs the impact and releases itself from the side guides to limit damage to the door and surrounding area.
- Light curtain for total safety.

#### Windows, vision panels and insect screens

To increase the admission of daylight, visibility or airflow the door curtain can be equipped with windows, vision panels or insect screens. These options are offered in fixed layouts.

#### Modern activators and sensors

- Light curtain in door line.
- „Spot On“ for touch less opening in pedestrian environment.

#### Sound protection

With the all new foam curtain we can support your need in reducing operational noise between your production areas.

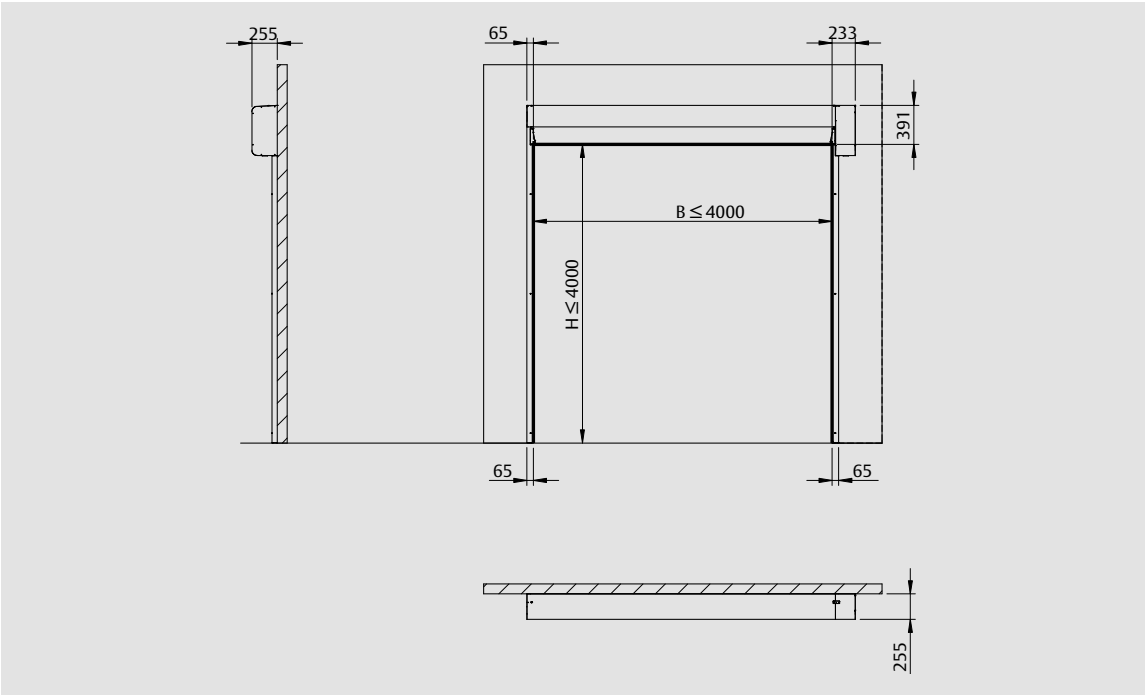
### Technical Data

Min size (W x H)	1000 x 2000 mm
Max size (W x H) <sup>1</sup>	4000 x 4000 mm
Operating speed <sup>2</sup>	opening: up to 2,0 m/s closing: 0,5 m/s
Wind load resistance <sup>3</sup> , EN 12424	class 1 (300 N/m <sup>2</sup> ) maximum wind load while closing 50 N/m <sup>2</sup>
Water penetration <sup>3</sup> , EN 12425	class 2 (50 N/m <sup>2</sup> )
Air permeability <sup>3</sup> , EN 12426	class 1 (24 m <sup>3</sup> /m <sup>2</sup> /h at 50 Pa)
Thermal transmittance	6,02 W/(m <sup>2</sup> K) Foam curtain
Performance Test	1.000.000 cycles

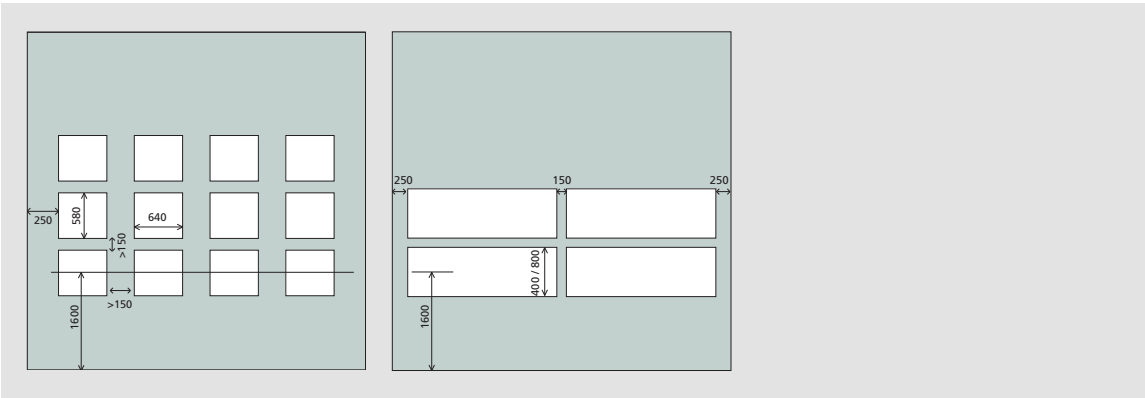
1) Other sizes available on request 2) Depending on door size

3) Not applicable for insect screens

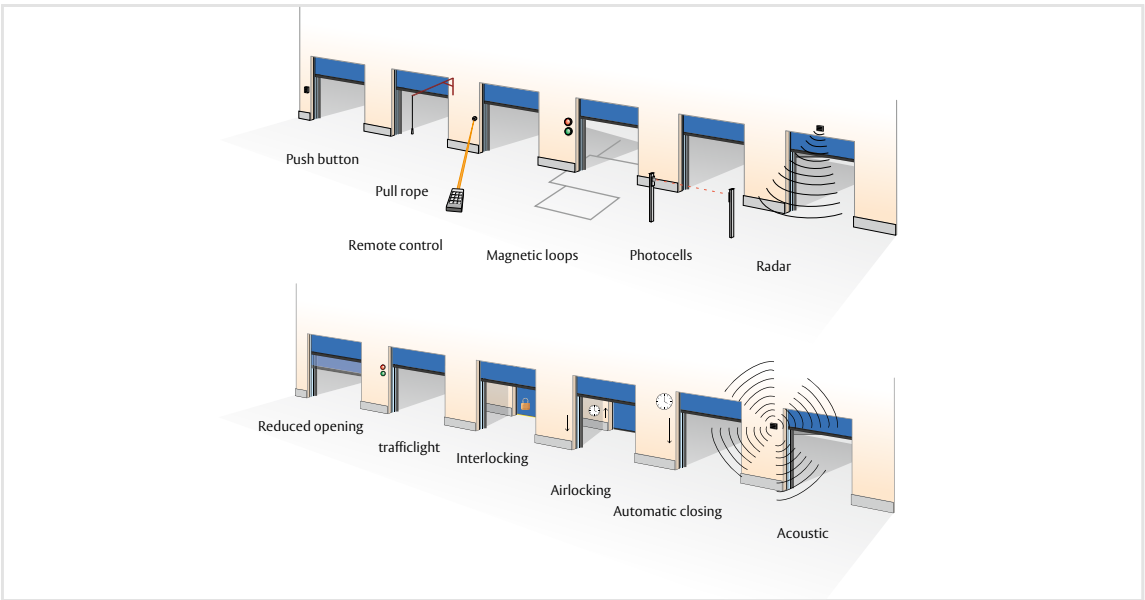
# Dimensional specifications



# Windows, vision panels and insect screens



# Options access and automation



# Standard available colors

